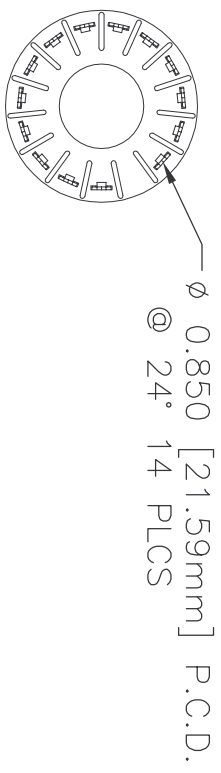
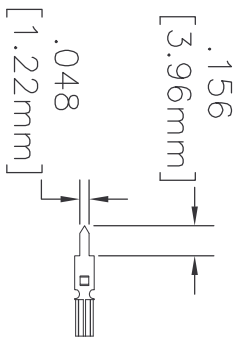
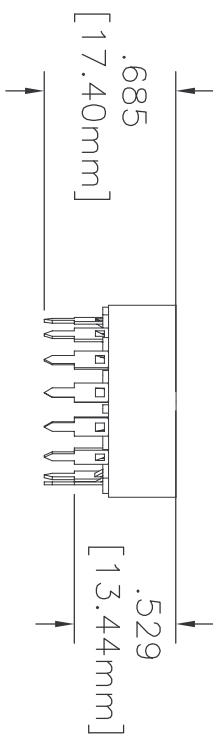
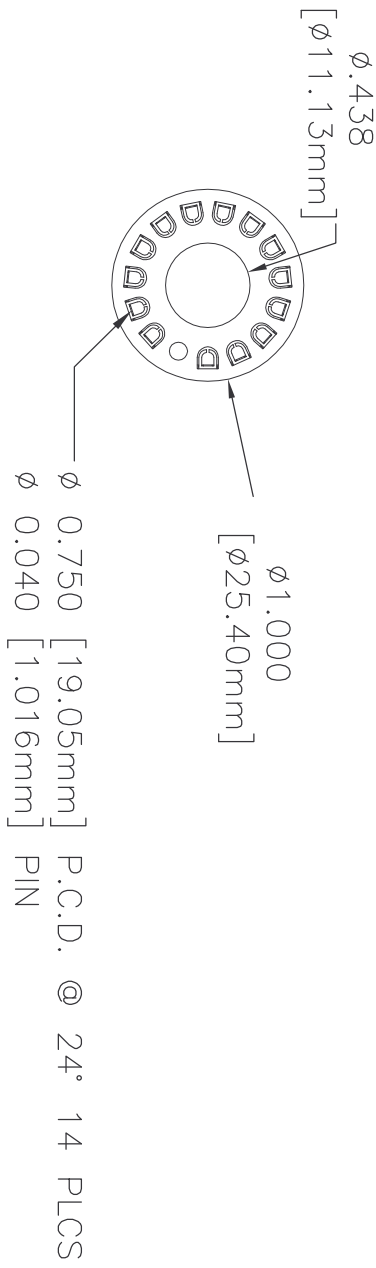


REV #	ALTERATIONS	DATE	BY
1	VALID	26-SEP-02	KKH



DIMENSIONS ARE IN INCHES [MILLIMETERS]

CHG	Date	DWN	CHK	APP
DWN	01-OCT-02	KKH		
TOL		SCALE		
<input checked="" type="checkbox"/> STD <input type="checkbox"/> OTHER		<input checked="" type="checkbox"/> FULL <input type="checkbox"/> OTHER		
TITLE: 1 1/8" 14 PIN PCB MOUNT				
Part Number: 105-0503				
ADIT		Series	Sheet	
300 Crane Street		435	394	
Sweetwater, Texas 79556				